

These AQUA MBR designs are based on the following typical values :

BOD load: 65g/pe/day

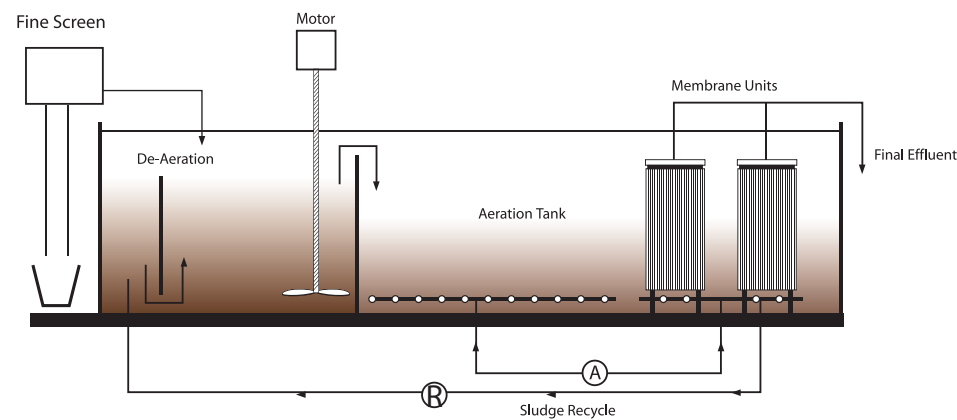
TSS: 65g/pe/day

N-NH4: 13g/pe/day

Flow: 250 L/pe/day

MBR Applications

- Sewer Mining
- Mining Site (domestic)
- Resorts (island & remote) areas
- High Rise Building
- Small Towns
- Small Residential Development
- Military Bases
- Industrial Water Recycle



Typical Process Flow Diagram

Ipswich - Head Office
 119 Toongarra Road
 Ipswich Q 4305 AUS
 P: +61 (0) 7 3813 7100
 F: +61 (0) 7 3813 7199

Adelaide
 356 Shepherds Hill Rd
 Blackwood SA 5051 AUS
 P: +61 (0) 8 7002 6900
 F: +61 (0) 8 7002 6999

Sydney
 8 Charles Street
 St Marys NSW 2760 AUS
 P: +61(0) 2 8603 5200
 F: + 61 (0) 2 8603 5299

Melbourne
 10/64 Oakover Road
 Preston VIC 3072 AUS
 P: +61 (0) 3 9480 8000
 F: + 61 (0) 3 9480 8099

Web: www.aquatecmaxcon.com.au
Email: enquiries@aquatecmaxcon.com.au



AQUATEC-MAXCON

Product Literature

AQUA MBR PACKAGE PLANT

The **AQUA MBR PACKAGE PLANT** shown below is a 300 p.e. unit, which is integrated into a steel tank. The unit comprises of an operation module including the automatic control system, blowers and membrane panels all contained inside a treatment tank.

The **AQUA MBR Process** unites the principles of activated sludge treatment and membrane filtration to deliver final effluent of high quality while maintaining a smaller footprint than conventional systems. In comparison to conventional activated sludge, there is no reliance on the settleability of biomass flocs, as membrane filtration uses a physical barrier to separate solids from treated effluent. This results in a disinfected effluent.

The quality and reliability of the effluent is much higher, allowing reuse of effluent with no further treatment. In addition, higher mixed liquor concentrations reduce the required tank volume, resulting in a smaller plant footprint and lower construction costs.



Our packaged treatment plant is proven technology engineered to suit both municipal and industrial applications.

The Package Treatment Plant Features:

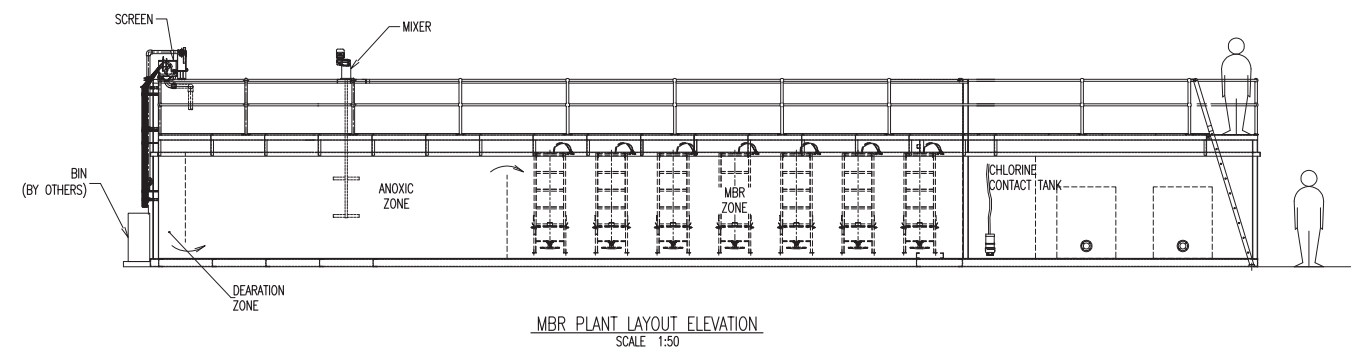
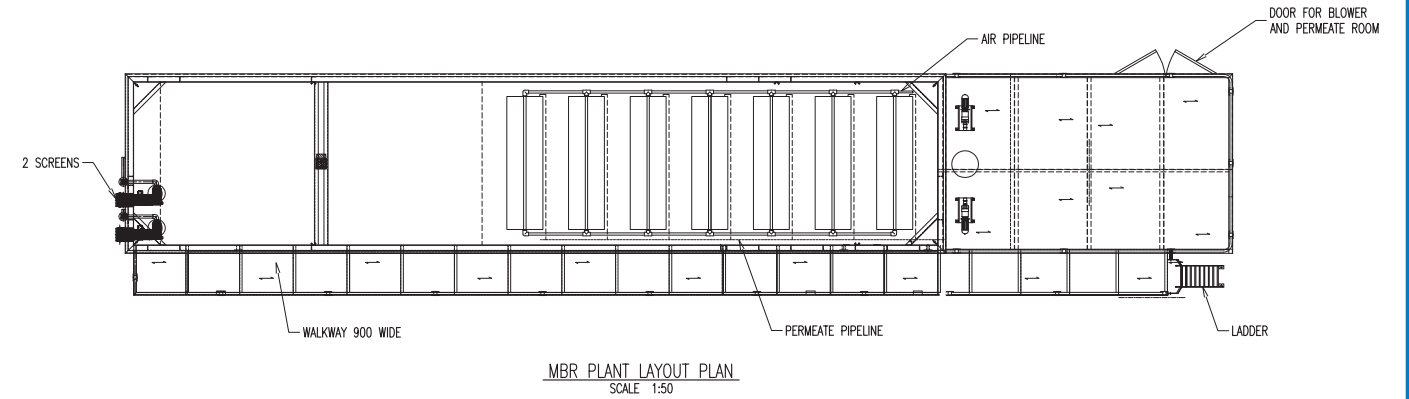
- * Inlet Screens
- * Anoxic Mixers
- * Aeration System
- * MBR System
- * Blowers
- * Control System

Membranes

The membrane elements are flat sheet panels that are robust and offer good chemical resistance and protection from physical damage. The permeate can be removed either by gravity or pumped suction depending upon site conditions. The membranes are low maintenance with infrequent chemical cleaning (approximately twice a year). Aquatec MBR tanks are made of robust stainless steel or epoxy coated mild steel.

Ancillary Equipment

Aquatec-Maxcon can provide the required ancillary equipment for up-stream and down stream of AQUAMBR, such as balance tank, permeate tank and further disinfection, water storage and mumped distribution for Class A water re-use.



Packaged Plant Foot Print

Model	Indicative Population Equivalents (EP)	Flow (m ³ /d)	Unit Size of process tank (LxWxH*)m
Aquatec MBR 150	150	37.5	2.6X3.35X3.5
Aquatec MBR 300	300	75	4.7X3.35X3.5
Aquatec MBR 600	600	150	8.3X3.35X3.5
Aquatec MBR 900	900	225	12.1X3.35X3.5
Aquatec MBR 1200	1200	300	15.2X3.35X3.5

AQUA MBR Process Benefits

- Pre-assembled and skid mounted
- Effluent quality to 5 mg/l BOD, 5mg/l TSS, 10mg/L TN
- Disinfected effluent
- Very Low Sludge Production
- Easy installation and small footprint
- Low maintenance
- Simple. Reliable Operation
- Proven track record around the world and in Australia

